

WEEKLY REPORT SUPPLEMENT • CPL SINGLE-STOCK REVIEW

PNGX-CPL Trading Activity 2021–2026: A Six-Year Review

Monthly trading volumes and closing price movements for CPL on PNGX, covering 2021 through the 2026 year-to-date (through June 2026).

Prepared by **Benny Takin** — Equities Desk

JMP Securities Limited • Level 3, ADF Haus, Musgrave Street, Port Moresby NCD

Six Years of CPL Trading Activity at a Glance

2021 VOLUME

1,095,642

Six-year starting point

2025 VOLUME

4,785,350

67.6x 2024 (Oct-Nov driven)

2026 YTD VOLUME (JAN-JUN)

540,270

Already above full-year 2023

2026 CLOSING PRICE (JUN)

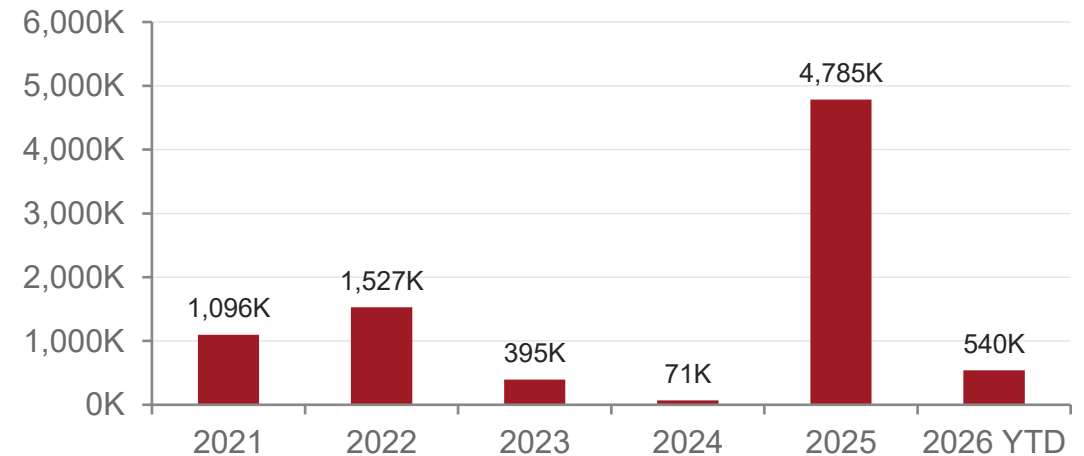
K0.85

+41.7% YTD, from K0.60 in Jan

Reading the trend

- CPL volumes have swung sharply across the six-year window: from just over 1.1m shares in 2021 to a record 4.8m in 2025 - though 2025 was dominated by October and November block trades (a combined 4.67m shares, ~97% of the year), rather than broad-based turnover.
- Stripping out that Q4 2025 concentration, CPL's underlying monthly volume has typically run in the low hundreds of thousands of shares, closer to the pattern seen in 2021-2023.
- 2026 has opened strongly: January-June volume of 540,270 shares already exceeds all of 2023, and the closing price has climbed from K0.60 to K0.85 (+41.7%) over the same period, holding flat in April when no trades were recorded.

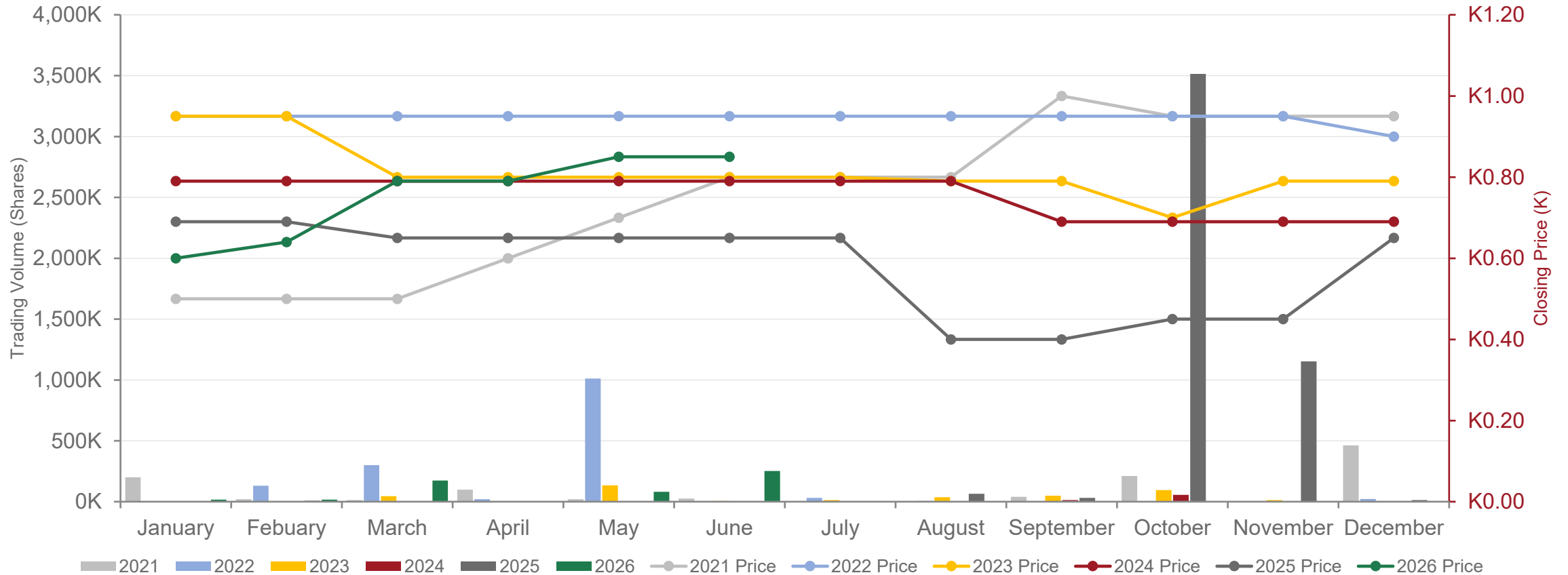
Total Trading Volume by Year (Shares)



Monthly Trading Volume Detail

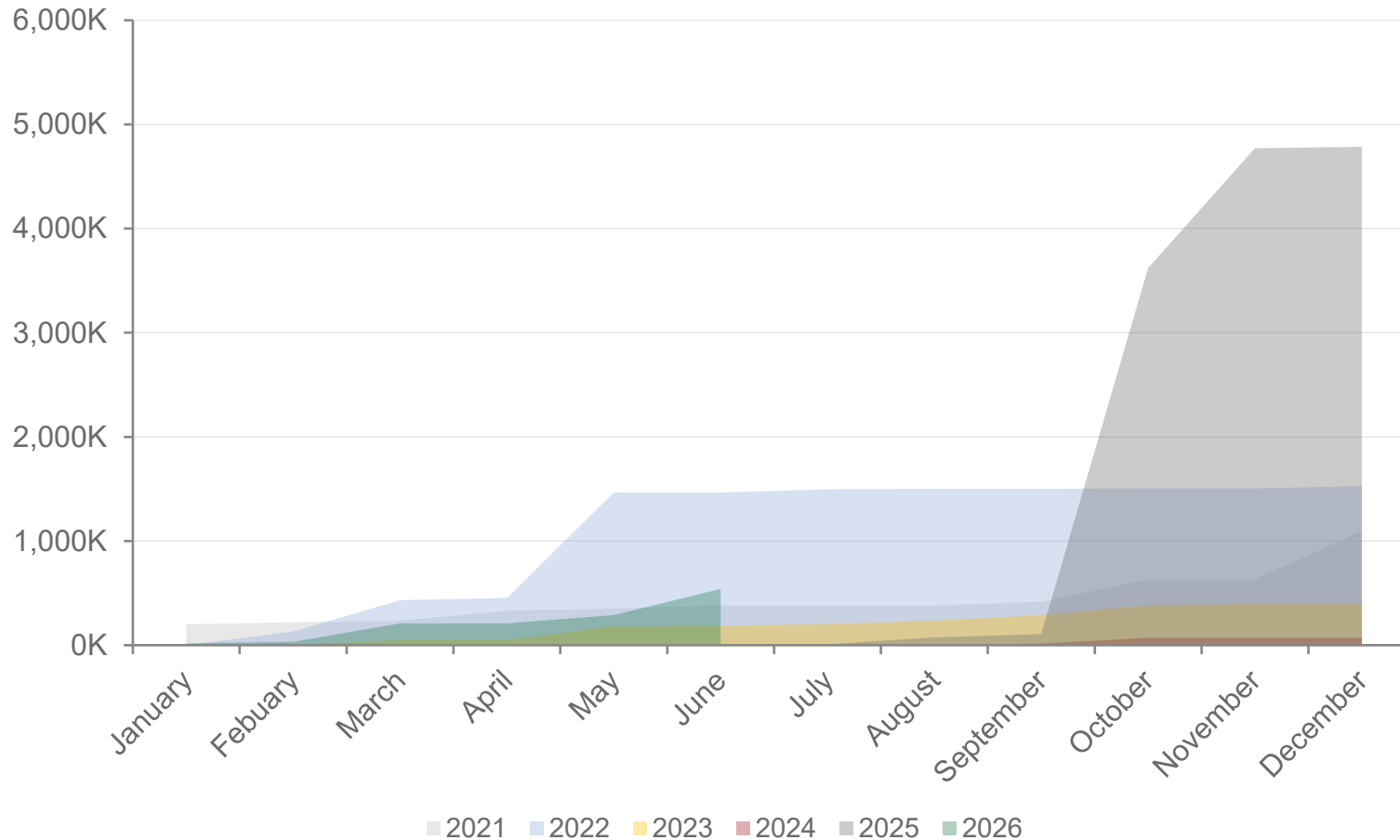
Month	2021	2022	2023	2024	2025	2026
January	200,000	0	2,105	0	0	16,887
February	20,000	131,660	0	0	7,243	16,106
March	14,000	300,481	45,638	0	2,986	174,664
April	98,250	21,281	0	0	0	0
May	20,000	1,011,277	133,938	0	0	80,467
June	26,489	0	5,842	0	0	252,146
July	0	31,526	13,196	0	0	–
August	0	6,828	37,269	0	65,064	–
September	39,528	0	48,350	14,135	31,007	–
October	212,062	2,106	95,848	56,667	3,513,910	–
November	2,161	0	13,172	0	1,151,988	–
December	463,152	21,913	0	0	13,152	–

CPL Monthly Trading Volume — Year on Year



Bars show monthly volume by year; lines show the corresponding closing price (right axis). October-November 2025 (a combined 4.67m shares) remains the standout volume outlier, while CPL's price has drifted lower since its 2021 low-K1.00 peak, before recovering through 2026.

Cumulative Trading Volume by Year

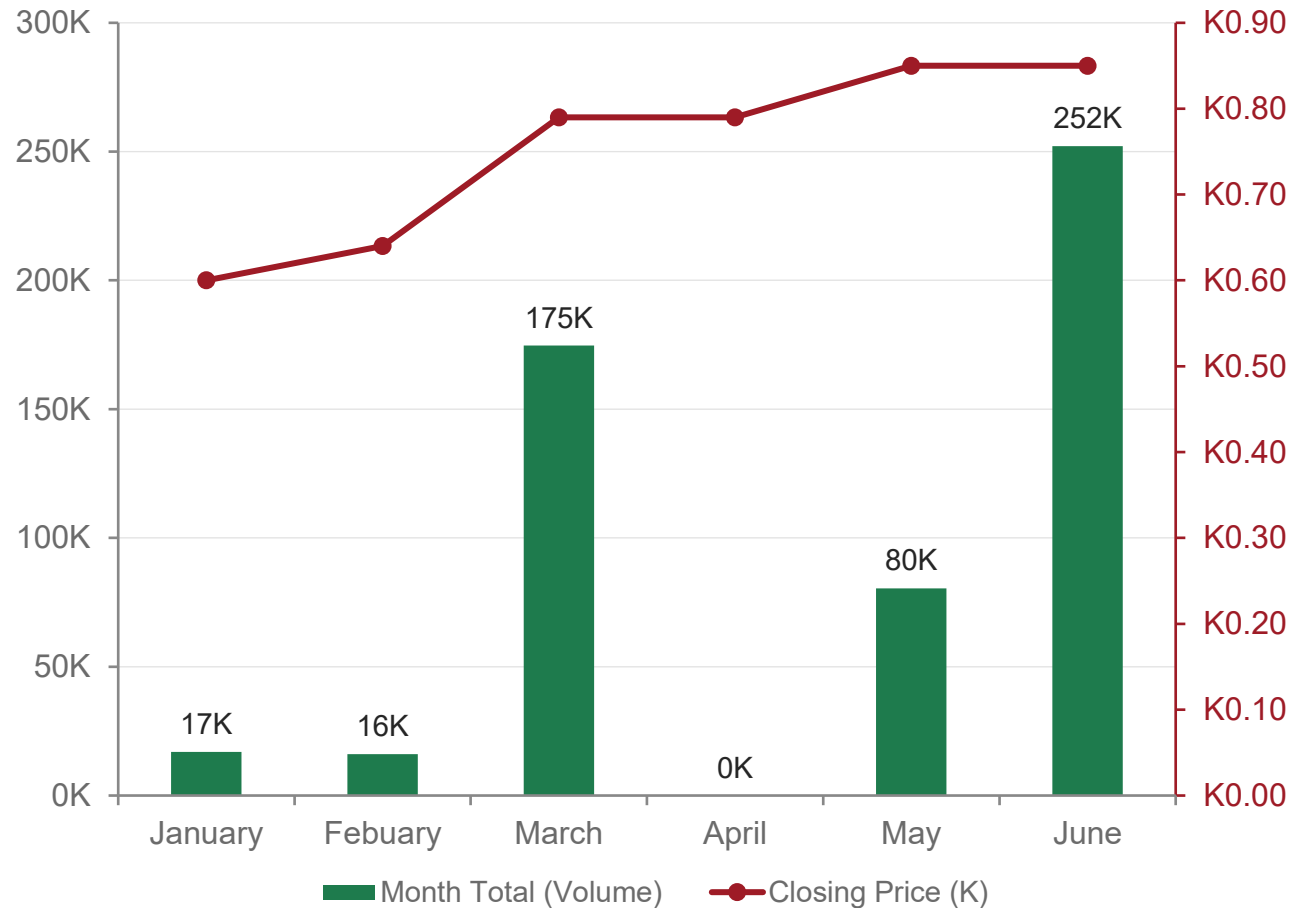


Year-end / latest cumulative totals

2024 (Dec)	70,802
2025 (Dec)	4,785,350
2025 ex. Oct-Nov	119,452
2026 (June) YTD	540,270

2026's January-June volume of 540,270 shares is already more than 4x the underlying (ex. Oct-Nov) pace set in 2025, pointing to healthier broad-based turnover so far this year.

2026 Year-to-Date: Volume & Closing Price



Price tracking volume gains

- CPL's closing price has climbed from K0.60 in January to K0.85 by May-June (+41.7%), holding steady in April when no matched trades were recorded. Volume has been uneven month to month - June (252,146 shares) and March (174,664 shares) were the two strongest months of the year to date.
- The June and March volume pickups line up with the strongest closing-price gains of the year; April's lack of trades simply carried the price over from March at K0.79.

For further enquiries

Speak to your equities trader for orders, research questions or market colour.

Benny Takin

Equities Trader — Primary Contact, JMP Weekly Report

benny.takin@jmpmarkets.com

+675 7001 9121 / 320 0240

JMP Securities Limited

Level 3, ADF Haus, Musgrave Street

PO Box 2064, Port Moresby NCD, Papua New Guinea

DISCLAIMER

This report has been prepared by JMP Securities Limited (Capital Market Licence holder, Securities Commission of PNG). It is general information only and does not take into account the objectives, financial situation or needs of any particular person. It is not an offer or solicitation to buy or sell any security. Data sourced from the CPL Volumes Dataset, PNGX (2021–2026). While reasonable care has been taken, no warranty is given as to accuracy or completeness; to the maximum extent permitted by law JMP accepts no liability for loss arising from reliance on this material. Investors should obtain independent professional advice before making any investment